

Summary Report of Practice Improvements V2

MD Practice

25 November 2025 04:27

Which patients are included in this report?

What data is in this report?

How do we use this report?

What are ACG patient complexity levels?

Which patients are included in this report?

- All patients that are on the various Primary Sense patient list reports

What data is in this report?

- The data used is from the patient list reports
- The data are up-to-date with the time stamp on this report.

How do we use this report?

- The Summary report will only populate when the patient list reports are run in your practice.
- They will appear on the Summary if run between 1-7days, 7-14 days, 14-21 day, 21-30days and 30- 90days.
- The report shows how many people appear on the report when run and how many were missing the specified interventions e.g 20/100 means 20 patients are missing the intervention, 80 have had the intervention done
- When reports are re-run please be aware patients no longer eligible to appear on the report will not be accounted for in the Summary
- All reports save in the documents>PrimarySense>reports folder on your PC. You can compare who hasn't appeared due to being now ineligible e.g the pregnancy has finished vs got vaccinated

What are ACG patient complexity levels?

- There are five complexity levels, ranging from 1 to 5. For data analysis purposes, there is a sixth level, level 0. Level 0 is for those patients with no recorded diagnoses or significantly incomplete or missing data
- Level 1 indicates a very low level of complexity with no known risks for poor health outcomes, while level 5 is the highest complexity. Patients with level 5 complexity typically have significant multi-morbidity and polypharmacy and are at greatest risk of poor health outcomes.
- Level 5: High complexity, characterized by instability, multimorbidity, polypharmacy or patients requiring end-of-life care
- Level 4: High to moderate complexity, characterized by multimorbidity
- Level 3: Moderate complexity. Patients typically have at least 1 chronic condition and are at risk of progressive deterioration.
- Level 2: Low to moderate complexity. Patients typically have one risk factor
- Level 1: Low complexity. Patients are generally healthy and only present because of acute, time-limited conditions or minor issues.
- Level 0: no or only invalid diagnosis
- Patients with higher levels of complexity are more likely to be hospitalized than those with lower levels. However, complexity is not directly related to the risk of being hospitalized. Many Primary Sense reports therefore includes both estimates.
- If the complexity of a patient is calculated from results that are more than 12 months old, the level will be displayed in brackets, e.g. (3), rather than 3.
- If there is insufficient information to calculate a complexity level, the result will be displayed as 'N/A'
- The complexity levels of patients in this report were calculated with the Johns Hopkins ACG tool. The ACG is underpinned by a robust evidence base of >30 years of practical application. The tool is used in 20 countries and has been validated in different healthcare settings, including general practice.

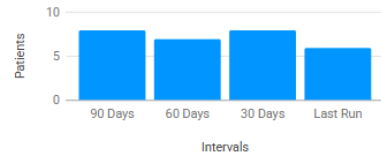
The report tables will only appear and populate with data when patient list reports have been run in the past 3 months.

Where there is only one criteria to be on the report, a count of patients is shown. Where once on the report there are multiple interventions due, the red and green graph shows the breakdown of done vs not done.

Click on report name to see details.

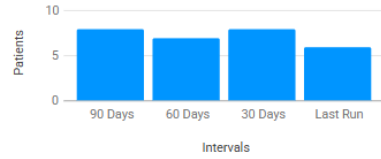
Pregnant and Vaccinations

Total patients in report



Pregnant patients with either Fluvax, Pertussis or RSV missing

Total patients for table



Date	Number of Patients	Pregnant patients missing Fluvax	Pregnant patients missing Pertussis	Pregnant patients missing RVS	For quality improvement	I'm showing someone	For a practice meeting
2025-06-10	6	(6/6)	(2/6)	(0/6)	0	0	0
2025-05-12	8	(6/8)	(2/8)	(1/8)	0	0	0
2025-04-15	7	(4/7)	(4/7)	(3/7)	0	0	0
2025-03-14	8	(5/8)	(8/8)	No Data	0	0	0

Health Assessments

Total patients excluded from Health Assessment report



40-49 year old patients who are due a health assessment

Total patients for table



Date	Number of Patients	For quality improvement	I'm showing someone	For a practice meeting
2025-11-19	1	0	1	0
2025-10-14	1	0	0	0

ATSI patients who are due a health assessment

Total patients for table



Date	Number of Patients
2025-11-19	18
2025-10-14	18

Over 75 year old patients who are due a health assessment

Total patients for table



Date	Number of Patients
2025-11-19	3
2025-10-14	3

Patients with Moderate Complexity (level 3)

Total patients without care plan



Patients who are due for one or more care planning items


Total patients for table



Date	Number of Patients	Patients that are due GPMP	Patients that are due MH care plan	For quality improvement	I'm showing someone	For a practice meeting
2025-09-04	7	(7/7)	(1/7)	0	0	1
2025-06-26	8	(7/8)	(6/8)	0	0	0

Chronic Lung Disease and Asthma

Total patients with lung disease



Patients with Chronic Lung Disease and/or Asthma who may need review

Total patients for table



Date	Number of Patients	Patients missing spirometry	Patients missing pneumovax	Patients missing fluvax	For quality improvement	I'm showing someone	For a practice meeting
2025-06-09	9	(8/9)	(3/9)	(6/9)	1	0	0
2025-05-06	9	(8/9)	(3/9)	(5/9)	0	0	0

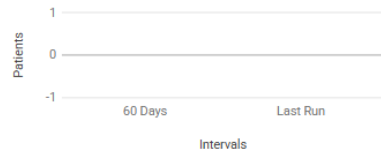
Haemochromatosis

Total patients tested or diagnosed



Patients who should be considered for haemochromatosis testing

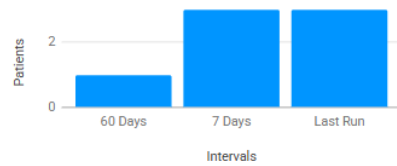
Total patients for table



Date	Number of Patients	For quality improvement	I'm showing someone	For a practice meeting
2025-08-18	4	0	0	0
2025-06-09	5	0	0	0

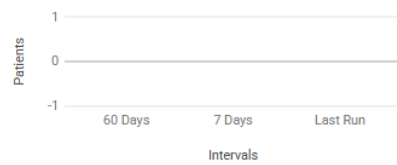
Patients with High Complexity (5 and 4)

Total patients with ACG Score of 4 - 5



Patients with complexity score of 5

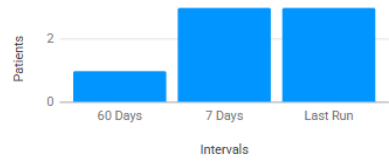
Total patients for table



Date	Number of Patients	Patients missing GPMP	Patients missing TCA	For quality improvement	I'm showing someone	For a practice meeting
2025-07-03	6	(3/6)	(1/6)	0	0	0
2025-05-06	4	(2/4)	(2/4)	0	0	0

Patients with complexity score of 4

Total patients for table



Date	Number of Patients	Patients missing GPMP	Patients missing TCA
2025-07-03	3	(2/3)	(3/3)
2025-05-06	3	(2/3)	(2/3)

Patients missing PIP QI or accreditation Measures

Total patients in report



Patients with missing lifestyle records

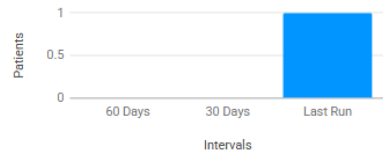
Total patients for table



Date	Number of Patients	Patients missing ethnicity	Patients missing smoking	Patients missing BMI	Patients missing alcohol	Patients missing allergy	Patients missing one or more diabetic factors	Patients missing CV Risk	Patients missing cervical screening	Patients missing fluvox	For quality improvement	I'm showing someone	For a practice meeting
2025-06-30	53	(23/53)	(16/53)	(27/53)	(26/53)	(34/53)	(3/53)	(7/53)	(14/53)	(8/53)	1	0	0
2025-06-27	53	(23/53)	(16/53)	(27/53)	(26/53)	(34/53)	(3/53)	(7/53)	(14/53)	(9/53)	0	0	0
2025-05-05	52	(22/52)	(17/52)	(27/52)	(24/52)	(33/52)	(3/52)	(6/52)	(14/52)	(8/52)	0	0	0

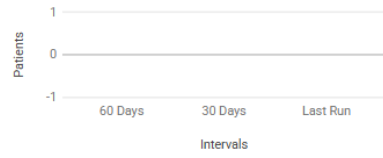
Cardiovascular Disease Risk Factors

Total patients in report



Patients with high absolute CV risk score (greater than 15% risk)

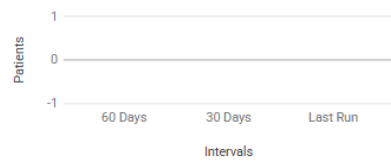
Total patients for table



Date	Number of Patients	Patients missing statins in past 18 months	Patients missing anti hypertensives in past 18 months	For quality improvement	I'm showing someone	For a practice meeting
2025-08-27	0	(0/0)	(0/0)	0	0	0
2025-08-26	0	(0/0)	(0/0)	0	0	0
2025-08-20	0	(0/0)	(0/0)	0	0	0
2025-07-03	0	(0/0)	(0/0)	0	0	0

Patients with moderate CV Risk Patients (10%-15%)

Total patients for table



Date	Number of Patients	Patients missing statins in past 18 months	Patients missing anti hypertensives in past 18 months	For quality improvement	I'm showing someone	For a practice meeting
2025-08-27	0	(0/0)	(0/0)	0	0	0
2025-08-26	0	(0/0)	(0/0)	0	0	0
2025-08-20	0	(0/0)	(0/0)	0	0	0
2025-07-03	0	(0/0)	(0/0)	0	0	0

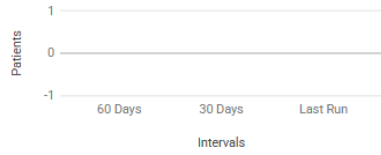
Diabetes Mellitus

Total patients with diabetes



Patients who should be considered for HbA1C testing

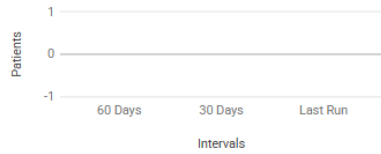
Total patients for table



Date	Number of Patients	For quality improvement	I'm showing someone	For a practice meeting
2025-05-06	0	0	0	0

Patients with possible uncoded diabetes

Total patients for table



2025-05-06	0
------------	---

Patients with Type 1 or 2 diabetes who may need review

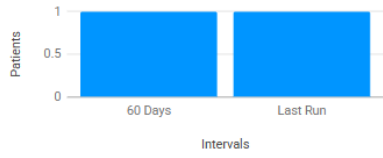
Total patients for table



Date	Number of Patients	Patients missing HBA1c	Patients missing BP	Patients missing eGFR	Patients missing microalbumin
2025-05-06	16	(12/16)	(2/16)	(10/16)	(15/16)

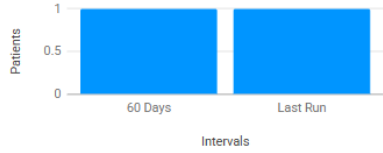
Frailty Care Management

Total patients in report



Patients with frailty risk factors

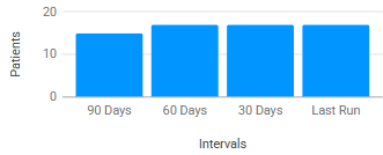
Total patients for table



Date	Number of Patients	Patients missing fluvox	For quality improvement	I'm showing someone	For a practice meeting
2025-06-09	1	(1/1)	0	0	0

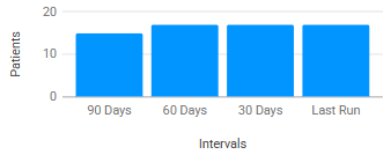
Winter Wellness

Total patients in report



Vulnerable patients over 5 years old who may be eligible for seasonal vaccinations

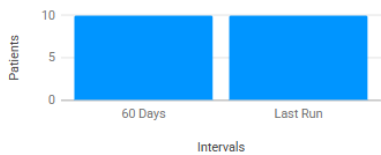
Total patients for table



Date	Number of Patients	For quality improvement	I'm showing someone	For a practice meeting
2025-07-03	3	0	0	0
2025-06-30	3	0	0	0
2025-06-26	3	0	0	0
2025-05-05	3	0	0	0
2025-05-01	4	0	0	0

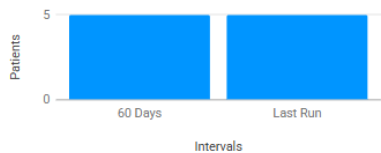
Bowel and Breast Cancer Screening

Total patients in report



Male patients eligible for bowel cancer screening

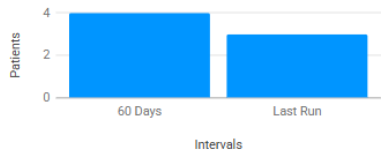
Total patients for table



Date	Number of Patients	For quality improvement	I'm showing someone	For a practice meeting
2025-11-25	6	0	0	0
2025-10-09	6	0	0	0

Female patients eligible for breast cancer screening and or bowel cancer screening

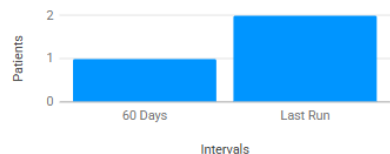
Total patients for table



Date	Number of Patients	Needs Breast Screening	Needs Bowel Screening
2025-11-25	6	(5/6)	(5/6)
2025-10-09	6	(5/6)	(5/6)

Female Aboriginal and Torres Strait Islander patients between ages 40-49

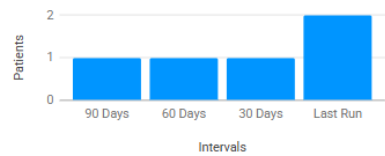
Total patients for table



Date	Number of Patients	Needs Breast Screening	Needs Bowel Screening
2025-11-25	0	(0/0)	(0/0)
2025-10-09	0	(0/0)	(0/0)

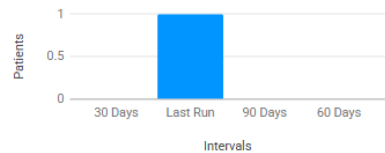
Hypertension Management

Total patients with hypertension



Patients With Hypertension, missing treatments

Total patients for table



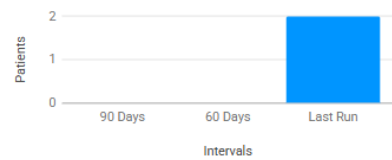
Date	Number of Patients	Patients missing cholesterol	Patients missing SBP	Patients missing Proteinuria	Patients missing anti hypertensive med	Patients missing lipid lowering med	For quality improvement	I'm showing someone	For a practice meeting
2025-06-30	2	(2/2)	(0/2)	(2/2)	(2/2)	(2/2)	0	0	0
2025-05-16	2	(2/2)	(0/2)	(2/2)	(2/2)	(2/2)	0	0	0

Child Immunisations

No Totals Data

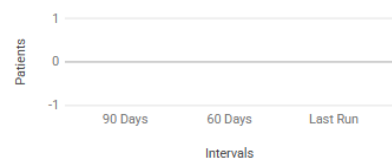
Cardiovascular Disease Management

Total patients with cardio disease



Patients with Stroke/TIA, missing treatments

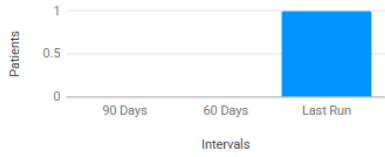
Total patients for table



Date	Number of Patients	Cholesterol Missing	SBP Missing	Missing Antiplatelets Med	Missing Lipid Lowering Med	For quality improvement	I'm showing someone	For a practice meeting
2025-06-09	2	(2/2)	(1/2)	(2/2)	(2/2)	0	0	0

Patients with Atherosclerotic/PVD, missing treatments

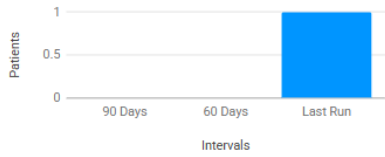
Total patients for table



Date	Number of Patients	Cholesterol Missing	SBP Missing	Missing Antiplatelets Med	Missing Lipid Lowering Med
2025-06-09	0	(0/0)	(0/0)	(0/0)	(0/0)

Patients with Atrial Ayrthmia, missing treatments

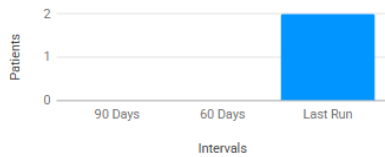
Total patients for table



2025-06-09	0	(0/0)	(0/0)	(0/0)
------------	---	-------	-------	-------

Patients with Cardio disease, due Fluvax

Total patients for table



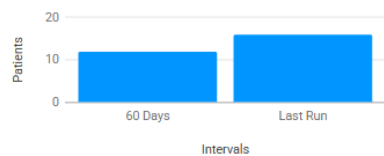
Date	Number of Patients
2025-06-09	1

Patients likely to meet criteria for voluntary patient registration

Date	Number of Patients	Patients eligible for health assessment	For quality improvement	I'm showing someone	For a practice meeting
2025-05-07	7	(6/7)	0	0	0

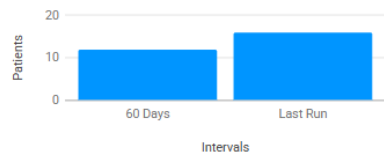
Cervical Cancer Screening

Total patients in report



Patients due cervical screen testing

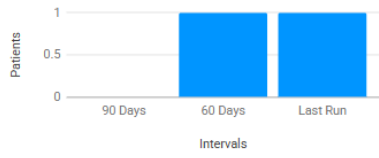
Total patients for table



Date	Number of Patients	Patients Due Vs Eligible	For quality improvement	I'm showing someone	For a practice meeting
2025-05-06	13	(13/16)	0	0	0
2025-05-05	13	(13/15)	0	0	0
2025-03-12	12	(12/14)	0	0	0

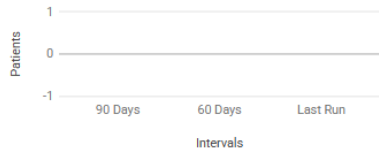
Palliative Care

Total patients requiring palliative care



ATSI patients considered for palliative care

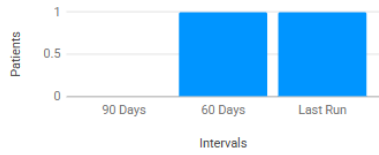
Total patients for table



Date	Number of Patients	For quality improvement	I'm showing someone	For a practice meeting
2025-06-30	1	0	0	0
2025-05-13	0	0	0	0

Other patients considered for palliative care

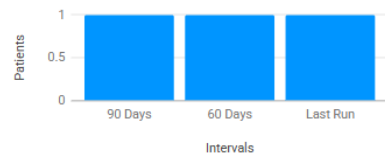
Total patients for table



2025-06-30	1
2025-05-13	1

Patients already palliative

Total patients for table



Date	Number of Patients
2025-06-30	1
2025-05-13	1

Chronic Kidney Disease

Patients with CKD and microalbumin/eGFR done

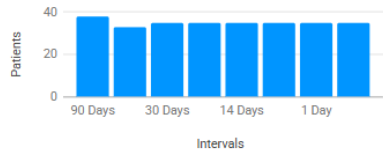
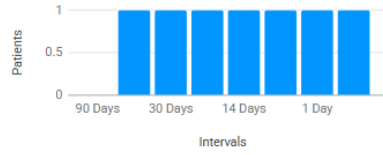


Table 1 Patients At Risk Of CKD

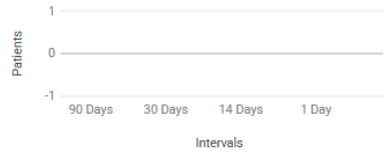
Total patients for table



Date	Number of Patients	For quality improvement	I'm showing someone	For a practice meeting
2025-11-25	1	0	0	0
2025-10-07	1	0	0	0

Table 2 Patients for CKD Yellow Clinical Action Plan

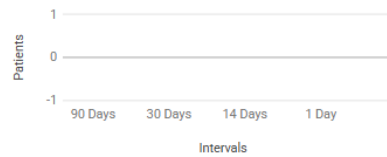
Total patients for table



Date	Number of Patients
2025-11-25	0
2025-10-07	0

Table 3 Patients for CKD Orange Clinical Action Plan

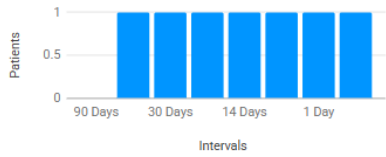
Total patients for table



Date	Number of Patients
2025-11-25	0
2025-10-07	0

Table 4 Patients for CKD Red Clinical Action Plan

Total patients for table



Date	Number of Patients
2025-11-25	5
2025-10-07	5

Hepatitis C

Patients With Coded Diagnosis Of Hepatitis C

Date	Number of Patients	For quality improvement	I'm showing someone	For a practice meeting
2025-11-19	1	0	0	0
2025-10-28	1	0	0	0
2025-10-14	1	0	0	0
2025-09-03	1	0	0	0

Patients With Hepatitis C Risk Factors

Date	Number of Patients
2025-11-19	2
2025-10-28	2
2025-10-14	2
2025-09-03	2

National Lung Cancer Screening

Total patients eligible for the NLCS Program



Patients possibly eligible for the National Lung Cancer Screening Program

Total patients for table



Date	Number of Patients	For quality improvement	I'm showing someone	For a practice meeting
2025-11-19	8	0	0	0
2025-10-09	8	0	0	0

CV Screening

No Totals Data