

MASS Education Calendar


Issue 1: February to June 2024




All webinars will be presented using Microsoft Teams. Please be aware that all webinars are recorded. Links to webinar recordings will be sent to registrants. Information on how to join and participate in webinars appears on pages 8 to 11. Microsoft Teams currently supports the following browsers: Microsoft Edge, Google Chrome, Firefox and Safari.


All webinars are free to attend. Workshops attract a cost.




We look forward to seeing you at our events.




[Join up to our MASS Education mailing list](#)



Date and time	Topic	Target Group	Booking: click link or scan QR code to register.
February 2024			
February – ongoing	<p>Remote Hands-On Learning: Pressure Cushions Remote Hands-on Learning Programme Gather together a team of learners. MASS will send a selection of pressure cushions on short-term loan to your workplace, and work through self-paced online learning with interactive support from MASS staff. There is currently a waitlist, so please contact us if you would like to complete this sooner using an alternate model (e.g., inservice) or our face-to-face workshop (below) is available in April.</p> <p>Refer to the information sheet to find out more.</p>	<ul style="list-style-type: none"> • Occupational Therapists • Physiotherapists • Rehabilitation Engineers • Allied Health Assistants • Students in the above professions <p>Note: you must have at least 3 people in your learning group and work in Queensland to be eligible.</p>	<p>Complete an expression of interest</p>  <p>This is a rolling program subject to pressure cushion pack availability.</p>


Date and time	Topic	Target Group	Booking: click link or scan QR code to register.
<p>Monday 5th February 1:00 – 2:00pm (1hr)</p> <p>Online</p>	<p>Webinar: Latest Developments in the Queensland Artificial Limb Service (QALS) and a Prospective Study into Functional Outcomes of New Prosthetic Users</p> <p>Learn about the newly available waterproof components for prostheses and how to apply for non-standard components through QALS. Our guest presenter, Shea Teevan (Physiotherapist, Princess Alexandra Hospital) will also present on a prospective longitudinal cohort study on quantifying prosthetic utilisation and functional mobility in new prosthetic users after discharge from inpatient rehabilitation.</p>	<ul style="list-style-type: none"> • Prosthetic users • Prosthetists • Occupational Therapists • Physiotherapists • Rehabilitation Engineers • Allied Health • Assistants • Students in the above professions 	<p>Webinar Registration</p> 
<p>Thursday 22nd February 12:30 – 1:30pm (1hr)</p> <p>Online</p>	<p>Webinar: Applying for Contenance Aids using MASS-eApply, after Recent Upgrades to the System</p> <p>Gain confidence in submitting applications for MASS Contenance Aids through MASS-eApply. Covers prescriber registration, useful links, benefits to using MASS-eApply, completing clinical questions in applications and ordering continence products.</p>	<ul style="list-style-type: none"> • Nurses • Occupational Therapists • Physiotherapists • Urologists • Uro-gynaecologists • Students in the above professions 	<p>Webinar Registration</p> 
March, 2024			
<p>March – ongoing</p>	<p>Remote Hands-On Learning: Pressure Mapping Remote Hands-on Learning Programme</p> <p>Complementing our existing pressure cushion program, our pressure mapping program allows you to develop hands-on skills in using pressure mapping technology and interpreting outputs to guide pressure cushion selection and postural interventions. Gather together a team of learners. MASS will send a pressure mapping kit on short-term loan to your workplace. Work through self-paced online learning with interactive support from MASS staff.</p> <p>Refer to the information sheet to find out more.</p>	<ul style="list-style-type: none"> • Occupational Therapists • Physiotherapists • Rehabilitation Engineers • Allied Health Assistants • Students in the above professions <p>Note: you must have at least 3 people in your learning group and work in Queensland to be eligible.</p>	<p>Complete an expression of interest</p>  <p>This is a rolling program subject to pressure mapping kit availability.</p>

Date and time	Topic	Target Group	Booking: click link or scan QR code to register.
<p>Wednesday 6th March 1:00 – 2:00pm (1hr)</p> <p>Online</p>	<p>Webinar: Ramps to the House and Slopes in the Garden: Will the Wheeled Walking Aid, Manual Wheelchair or Power Wheelchair Make It?</p> <p>Mobility aids such as walkers and wheelchairs frequently need to traverse ramps and slopes. Mismatch between the client, equipment, and the qualities of the ramps and slopes, can lead to catastrophic consequences. Learn how to make safer clinical decisions, incorporating gradient measures, product knowledge, client characteristics, legislation and research evidence.</p>	<ul style="list-style-type: none"> • Occupational Therapists • Physiotherapists • Rehabilitation Engineers • Nurses • Allied Health Assistants • Students of the above professions 	<p>Webinar registration</p> 
April, 2024			
<p>Thursday 4th April 8:00am – 12noon (4hrs)</p> <p>41 Southgate Avenue, Cannon Hill QLD 4170</p> <p>Numbers are limited to 6 people.</p>	<p>In-Person Workshop: Intermediate Skills in Power Wheelchairs, Seating and Mounts</p> <p>In this hands-on workshop, as a small group you will complete a simulated MAT assessment for complex postural needs. Subsequently, as a group you will adjust a complex power wheelchair including postural supports, and setup a mounting system with speech generating device or eye gaze.</p> <p>To be eligible for this workshop you must have completed both:</p> <ul style="list-style-type: none"> • MASS Introduction to Wheelchairs and Seating workshop and MASS Introduction to Adjusting and Maintaining Equipment workshops. <p>OR</p> <ul style="list-style-type: none"> • Equivalent work experience/ external workshops. 	<ul style="list-style-type: none"> • Occupational Therapists • Physiotherapists • Rehabilitation Engineers 	<p>Workshop registration</p>  <p>\$40 full price registration</p>

Date and time	Topic	Target Group	Booking: click link or scan QR code to register.
<p>Thursday 18th April 12:30 – 1:30pm (1hr)</p> <p>Online</p>	<p>Webinar: Your Amputee Patient has made it Home- What's Next? Supports in the Community after Lower Limb Amputation</p> <p>Our guest presenter, Heather Batten (advanced physiotherapist in amputee rehabilitation) will share learnings from her Churchill scholarship in Europe and her local research, as well as outline good practice to support prosthetic users in the community. Lived experience will also be explored.</p>	<ul style="list-style-type: none"> • Prosthetic users • Prosthetists • Occupational Therapists • Physiotherapists • Rehabilitation Engineers • Allied Health Assistants • Students in the above professions 	<p>Webinar Registration</p> 
May, 2024			
<p>Thursday 2nd May 9:00am – 12 noon (3hrs)</p> <p>41 Southgate Avenue, Cannon Hill QLD 4170</p> <p>Numbers are limited to 24 people.</p>	<p>In-Person Workshop: Pressure Cushion Prescription</p> <p>For those who prefer face-to-face learning or who don't want to wait for our Pressure Cushion Remote Hands-on Learning Program, jump the queue with our in-person workshop on pressure cushion prescription. Complete the online Microsoft Sway before you come (available here). At the face-to-face workshop explore a wide range of cushions, experience pressure mapping, and be ready to discuss example cases from your practice.</p>	<ul style="list-style-type: none"> • Occupational Therapists • Physiotherapists • Rehabilitation Engineers • Registered nurses • Allied Health Assistants • Students in the above professions 	<p>Workshop registration</p>  <p>\$15 full price registration \$10 student concession registration</p>
<p>Friday 3rd May 9:00am – 12 noon (3hrs)</p> <p>41 Southgate Avenue, Cannon Hill QLD 4170</p> <p>Numbers are limited to 18 people.</p>	<p>Workshop: Introduction to Adjusting and Maintaining Equipment</p> <p>Learn about basic maintenance and adjustments for a range of simpler assistive technology, including manual wheelchairs, hoists, pressure cushions, and bathing/toileting aids. This workshop suits health practitioners who want to build their confidence with hands-on adjustment of equipment and education of clients in equipment maintenance and cleaning. Allied health assistants responsible for basic set-up of equipment and management of equipment stock may also benefit.</p>	<ul style="list-style-type: none"> • Occupational Therapists • Physiotherapists • Rehabilitation Engineers • Allied Health Assistants • Students in the above professions 	<p>Workshop registration</p>  <p>\$25 full registration \$100 full registration with complete basic toolkit for you to take home with you</p>

Date and time	Topic	Target Group	Booking: click link or scan QR code to register.
<p>Friday 3rd May 1:00 – 4:00pm (3hrs)</p> <p>41 Southgate Avenue, Cannon Hill QLD 4170</p> <p>Numbers are limited to 18 people.</p>	<p>Workshop: Introduction to Adjusting and Maintaining Equipment (repeat) Learn about basic maintenance and adjustments for a range of simpler assistive technology, including manual wheelchairs, hoists, pressure cushions, and bathing/toileting aids. This workshop suits health practitioners who want to build their confidence with hands-on adjustment of equipment and education of clients in equipment maintenance and cleaning. Allied health assistants responsible for basic set-up of equipment and management of equipment stock may also benefit.</p>	<ul style="list-style-type: none"> • Occupational Therapists • Physiotherapists • Rehabilitation Engineers • Allied Health Assistants • Students in the above professions 	<p>Workshop registration</p>  <p>\$25 full registration \$100 full registration with complete basic toolkit for you to take home with you.</p>
<p>Wednesday 15th May 1:00 – 2:00pm (1 hour)</p> <p>Online</p>	<p>Webinar: Assistive Equipment and People with Dementia Considerations for prescribing and using assistive products (including alternative and augmentative communication, continence aids, mobility aids, and daily living aids) for people with dementia will be explored. Two case studies will also be presented by occupational therapists.</p>	<ul style="list-style-type: none"> • Occupational Therapists • Physiotherapists • Rehabilitation Engineers • Registered Nurses • Speech Pathologists • Allied Health Assistants • Students in the above professions 	<p>Webinar registration</p> 
<p>Thursday 23rd May 12:30 – 1:15pm (¾ hour)</p> <p>Online</p>	<p>Webinar: MASS-eApply in a Nutshell Gain confidence in submitting MASS online applications. Covers prescriber registration, useful links, benefits to using MASS-eApply and viewing completed applications.</p>	<ul style="list-style-type: none"> • Occupational Therapists • Physiotherapists • Rehabilitation Engineers • Registered Nurses • Speech Pathologists • Students in the above professions 	<p>Webinar registration</p> 

Date and time	Topic	Target Group	Booking: click link or scan QR code to register.
June, 2024			
<p>Wednesday 5th June</p> <p>1:00 – 2:00pm (1 hour)</p>	<p>Webinar: Aboriginal and Torres Strait Islander Women’s Experiences of Living with Urinary Incontinence: Our guest presenter, Dr Prabha Lakhan (Senior Research Officer, Southern Queensland Centre for Excellence in Aboriginal and Torres Strait Islander Primary Healthcare) will share the findings and some outcomes of the study that describes Aboriginal and Torres Strait Islander women’s experiences of living with urinary incontinence and their feedback on seven incontinence brochures developed by the Continence Foundation of Australia for Aboriginal and Torres Strait Islander peoples.</p>	<ul style="list-style-type: none"> • Nurses • Occupational Therapists • Physiotherapists • Urologists • Uro-gynaecologists • Students in the above professions • Aboriginal and Torres Strait Islander Health Workers 	<p>Webinar registration</p> 
<p>Thursday 6th June 9:00am – 4:00pm</p> <p>41 Southgate Avenue, Cannon Hill 4170</p> <p>Numbers are limited to 22 people.</p>	<p>In-Person Workshop: Introduction to Wheelchair and Seating Workshop Learn about how to prescribe wheelchairs and seating. In this workshop we take you through the World Health Organization’s 8 step process of wheelchair prescription: referral, assessment, selection, funding and ordering, wheelchair preparation, fitting, user training, and follow-up. Consolidate your clinical reasoning and practical skills with manual, power and tilt-in-space wheelchairs. Features include the simple mechanical assessment tool (MAT), case studies of selection and fitting, and hands-on experience with a range of wheelchairs and seating options.</p>	<ul style="list-style-type: none"> • Occupational Therapists • Physiotherapists • Rehabilitation Engineers • Allied Health Assistants • Students in the above professions 	<p>Workshop registration</p>  <p>\$60 full price registration \$40 student concession registration</p>

Date and time	Topic	Target Group	Booking: click link or scan QR code to register.
Friday 7th June 9:00 – 4:00pm 41 Southgate Avenue, Cannon Hill 4170 Numbers are limited to 22 people.	In-Person Workshop: Introduction to Wheelchair and Seating Workshop (repeat workshop) Learn about how to prescribe wheelchairs and seating. In this workshop we take you through the World Health Organization’s 8 step process of wheelchair prescription: referral, assessment, selection, funding and ordering, wheelchair preparation, fitting, user training, and follow-up. Consolidate your clinical reasoning and practical skills with manual, power and tilt-in-space wheelchairs. Features include the simple mechanical assessment tool (MAT), case studies of selection and fitting, and hands-on experience with a range of wheelchairs and seating options.	<ul style="list-style-type: none"> • Occupational Therapists • Physiotherapists • Rehabilitation Engineers • Allied Health Assistants • Students in the above professions 	Workshop registration  \$60 full price registration \$40 student concession registration

Links to [view recordings of past webinars are available through Microsoft Sway.](#)

Other education opportunities (external to MASS)

Upcoming events that may be of high interest to our prescribers featuring medical equipment and assistive technology include:

Date and location	Event	Further information
22-25 May 2024 Brisbane Conference and Exhibition Centre	32nd National Conference on Incontinence 2024 Conference of the Continence Foundation of Australia. Targeted at health professionals who work with people with incontinence.	Link to conference information
29-30 May 2024 Brisbane Conference and Exhibition Centre	ATSA Independent Living Expo Free event showcasing assistive technology suppliers, with presentations on products and prescribing. Targeted at assistive technology consumers and prescribers.	Link to expo information
6-9 November 2024 Gold Coast Convention and Exhibition Centre	Australian Assistive Technology Conference (AATC) 2024 Conference of the Australian Rehabilitation & Assistive Technology Association. Targeted at assistive technology prescribers, consumers and suppliers.	Link to conference information

How to join MASS webinars

All MASS hosted webinars run in Microsoft Teams or Microsoft Teams Live Events which works across all operating systems: Windows, iOS and Android devices. Virtual sessions are viewable using Microsoft Edge, Mozilla Firefox, Apple Safari and Google Chrome.

You will need the following:

- Computer or tablet with internet access
- A larger screen size or data projector is recommended for multiple viewers. Smartphones provide a reasonable level of access to audio and videos included in presentations; however, some presentations will feature slides that are hard to read on a small smartphone screen.

How to download Microsoft Teams for Webinars

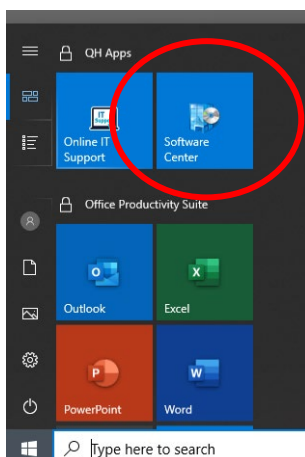
Microsoft Teams is free to download. Download the Microsoft Teams app if you do not already have it. It's easy and free.

- To download the desktop application, go to: <https://teams.microsoft.com/download>
- For mobile phones, scan the below QR code to download it from the [iOS App Store](#) or [Google Play Store](#).

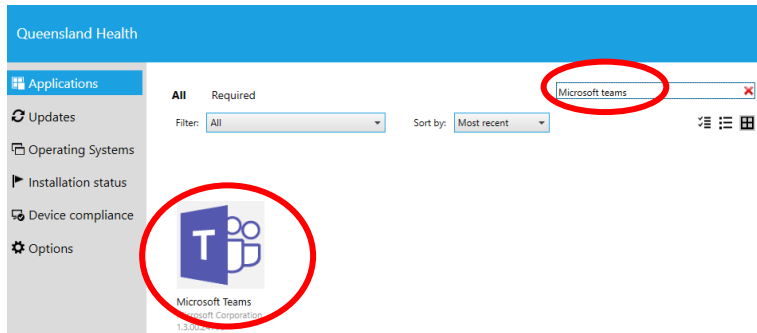


For Queensland Health Staff – you can install Microsoft Teams for Queensland Health devices through the Software Centre.


1. Go to the Software Centre – It can be found under “QH Apps” in your start menu.



2. Search for 'Microsoft Teams' and select the application.



3. Double click the icon to open and click install.
4. A shortcut will be available on your desktop once installed, you can also search for it in your start menu or open it through your Office 365 Portal.



Note:

- This is not available for computers that use multi-user tap on/off functionality.
- More information can be found on QHEPS (sign in required) [Self Help - eHealth Service Portal \(service-now.com\)](#)
- If a message says that Teams is already installed, but you are missing the desktop icon please refer to [Self Help - eHealth Service Portal \(service-now.com\)](#)

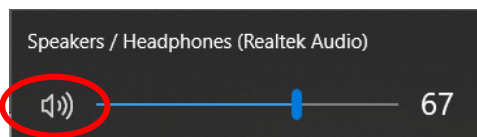
Participating in a Microsoft Teams Webinar

Before the meeting:

1. On the Education Calendar, click on the link to register and/or scan the QR code, for the event you are interested in.
2. You will receive a confirmation email with a link to join the webinar and a calendar attachment. If you do not receive the email with the link to join the webinar, please contact us.

Joining the session

3. Ensure you test the volume of your headphones or speaker volume. If your headphones are not working, re-plug them in or re-start your computer.



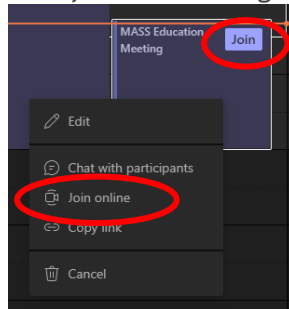
- When you receive the email with the invitation, please click 'accept'. From the invitation or in your calendar, select 'Click here to join the meeting' or on your Teams Calendar click 'Join'

Microsoft Teams meeting

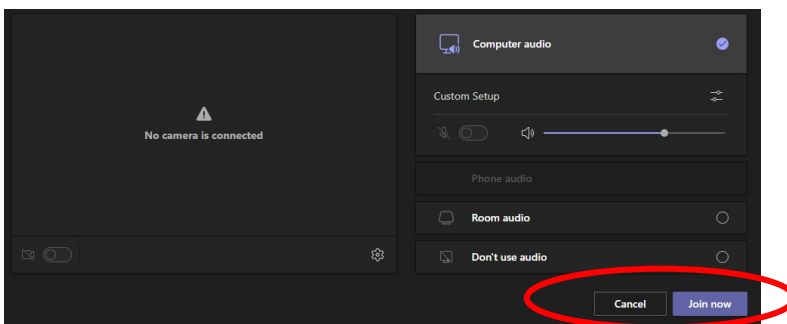
Join on your computer or mobile app
[Click here to join the meeting](#)



Queensland
Government



- Please ensure the session opens with the 'Teams App' and not a regular web-browser for use of full features. It will open the Choose your audio and video settings window – check your audio and camera settings.
- Click on 'Join Now'



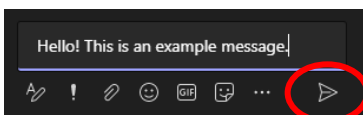
- The meeting settings can be found on the top header. Click on each icon to show: participants, the conversation, send emoticons; turn on/off your camera and microphone; or to leave the meeting. Click the three dots for additional settings.



- Please join the conversation by clicking on the chat icon toggle.

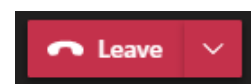
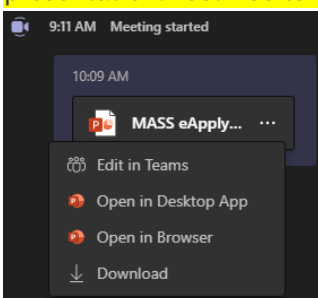


- Type your question or comment and click the paper plane icon to send.



- You can use the emoticons as well.

- In the conversation, you will also find a PDF version of the PowerPoint used in the presentation. Feel free to open the document(s) and/or download it.



- When you are ready to leave the meeting, click on the Leave icon.

Enquiries

Please address all enquiries to MASS-Education@health.qld.gov.au or phone 07 3136 3526 or 07 3136 3524.



© State of Queensland (Queensland Health) 2024
creativecommons.org/licenses/by/3.0/au

For more information contact:

Medical Aids Subsidy Scheme

Metro South Health

PO Box 281

Cannon Hill QLD 4170 Australia

tel (07) 3136 3526 or (07) 3136 3524

MASS-Education@health.qld.gov.au

health.qld.gov.au/mass/education